



DIRECT-ACTING PRESSURE REDUCING VALVE DR20



Stainless steel construction

Pressure reduction ratio of 30:1

Compact (total height 7⁵/₁₆")

Light-weight (3.9 lb*)
* 1" model

For steam & air



TLV DR20-2
SNO. MK00020 MADE IN JAPAN
SIZE 1/2 MAX. 428°F
INLET P. 50 ~ 230 PSIG
OUTLET P. 2 ~ 30 PSIG

TLV



More stable secondary pressure than with conventional direct-acting reducing valves!

Features

Stainless Steel Construction


The body is constructed of stainless steel to prevent the problems caused by rust and the resultant build-up of scale.

Pressure Reduction Ratio of 30:1

A single DR20 is capable of reduction to minute pressures normally requiring 2-stage pressure reduction.

Superior Flow Characteristics

A more stable secondary pressure than with conventional direct-acting reducing valves is maintained through the use of a flat valve.



Fine Pressures Adjustment

The easy to grip handle, which fits comfortably in the hand, and a small-pitch adjusting screw make it possible to make extremely small adjustments in the secondary pressure. The locknut prevents accidental adjustment.



Easy Maintenance

No special tools are required for maintenance. Disassembly is easily performed with readily available tools.

Reusable Gaskets

All gaskets are made of PTFE.

Specifications

Model	DR20-2	DR20-6	DR20-10
Connection	Screwed		
Size (in)	1/2, 3/4, 1		
Maximum Operating Pressure (psig) PMO	230		
Maximum Operating Temperature (°F) TMO	428		
Maximum Allowable Pressure (psig) PMA	285		
Maximum Allowable Temperature (°F) TMA	428		
Primary Pressure Range (psig)	30 - 230		85 - 230
Adjustable Pressure Range (psig)	2 - 30, but not less than 1/30 of primary pressure	27 - 85	76 - 150
	Secondary pressure must not exceed 90% of primary pressure		
Applicable Fluids*	Steam, Air		

*Do not use for toxic, flammable or otherwise hazardous fluids

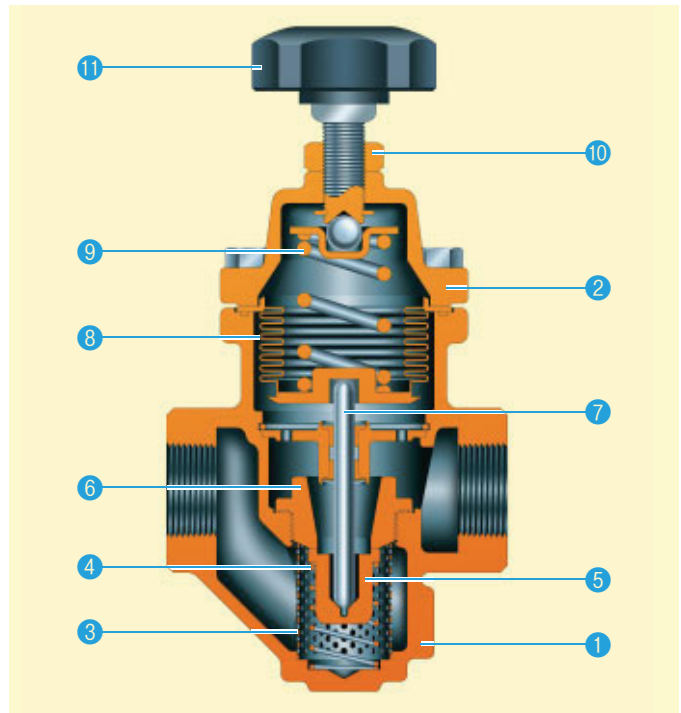


To avoid abnormal operation, accidents of serious injury, DO NOT use this product outside of the specification range. Local regulations may restrict the use of this product to below the conditions quoted.



DO NOT DISASSEMBLE OR REMOVE THIS PRODUCT WHILE IT IS UNDER PRESSURE. Allow internal pressure of this product to equal atmospheric pressure and its surface to cool to room temperature before disassembling or removing. Failure to do so could cause burns or other injury. READ INSTRUCTION MANUAL CAREFULLY.

Construction



No.	Description	Material	No.	Description	Material
1	Body	Cast Stainless Steel	6	Valve Seat	Stainless Steel
2	Cover	Cast Stainless Steel	7	Valve Stem	Stainless Steel
3	Screen	Stainless Steel	8	Bellows	Stainless Steel
4	Coil Spring	Stainless Steel	9	Coil Spring	Stainless Steel
5	Main Valve	Stainless Steel	10	Locknut	Stainless Steel
			11	Adjustment Handle	Stainless Steel/Plastic

For installation in horizontal piping (with adjustment handle facing up)

TLV CORPORATION

13901 South Lakes Drive, Charlotte, NC 28273-6790
 Phone: 704-597-9070 Fax: 704-583-1610
 E-mail: tlv@tlvengineering.com
 For Technical Service 1-800 "TLV TRAP"



Manufacturer
TLV CO., LTD.
 Kakogawa, Japan
 is approved by LRQA Ltd. to ISO 9001/14001

ISO 9001/ISO 14001

